



Shadsworth Junior School Knowledge Organiser



Year Group: 4

Term: Summer 1

Subject: Art

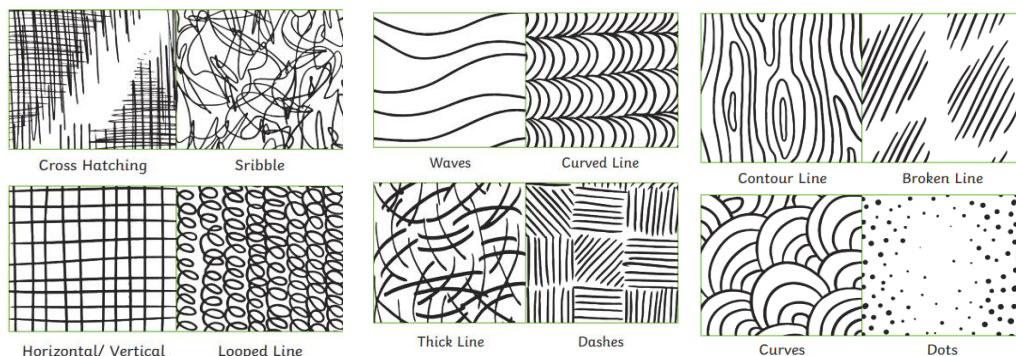
Topic: Birds

What I should already know?


- Plan, shape, mould and make constructions from different materials.
- That texture, form and shape can be transferred from 2D to 3D.
- Show an awareness in environmental sculpture.

Useful Images

Mark making- different lines, dots, marks, patterns and textures in a piece of art.




Manipulating paper- moulding/ folding paper to create unique shapes and patterns.



Knowledge, Artists and Significant Works


Cathy Mills

Cathy is a metalsmith from the UK. She draws the world as she sees it using a variety of different objects and wire creating three-dimensional drawings. Her sculptures explore everyday narratives and vary in size.



Andy Singleton

Andy is a paper artist and illustrator from Wakefield, England. He explores both the natural and man-made world through paper cuttings, paper sculpture, drawings and large scale installations.



Henry Moore

Henry Moore's bird, which was made in 1959, is not of a particular species of bird but displays certain features of one e.g. a long, feathered tail. The bird was made from bronze.



Key Vocabulary

Media	The material used to create artwork.
Technique	The way tools and media are used to create artwork.
Sculpture	The art of using 3D materials to create 3D structures.
Join	The place where two things are connected.
3D	Art that has dimensions in height, width and depth.
Observation	Drawing what you can see including shapes, details and tones.
Texture	The feel/ appearance of a surface.
Tone	The lightness or darkness of something.